



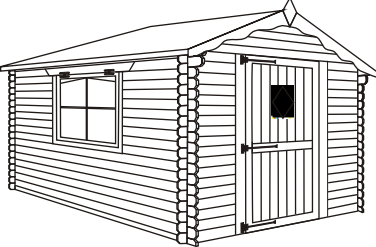






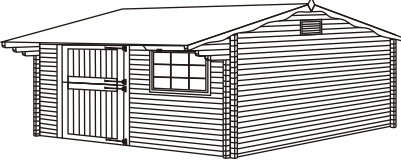
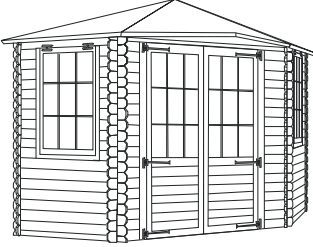


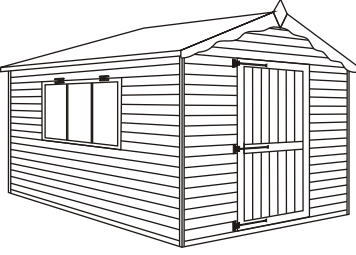
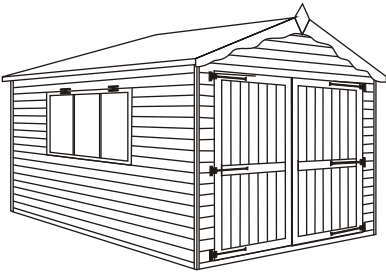


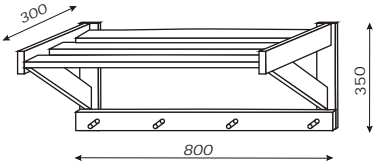
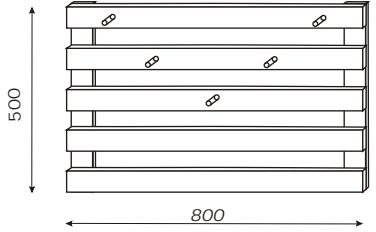
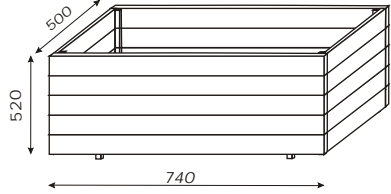
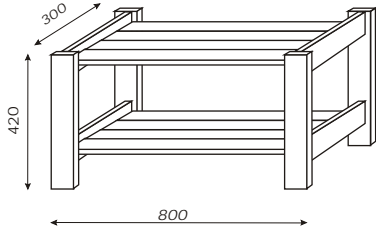
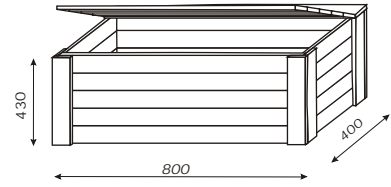
SPECIFICATION					
	SIZE (m)	WALL LOG	DESCRIPTION	CODE	
	1,8 x 2,4 x 2,4	28	<p>Spruce, kiln dried 12-14 %.</p> <p>Interlocking logs 37 x 115 or 28 x 115 mm.</p> <p>Roof- tongue and grooved boards 16 x 115 mm.</p> <p>Floor - preassembled panels, T&amp;G 28 x 115 on a frame.</p> <p>Opening and glazed windows.</p> <p>Not stained, all fixtures and ironmongery included.</p> <p>Roof felt tiles, simple furniture, planters supplied as an extra</p>	68 LS 1W	
	2,4 x 2,4 x 2,4	28		88 LS 1W	
	1,8 x 3,0 x 2,4	28		610 LS 2W	
	2,4 x 3,0 x 2,4	28		810 LS 2W	
	3,0 x 3,0 x 2,4	28		1010 LS 2W	
	1,8 x 2,4 x 2,4	28		68 EC 1W	
	2,4 x 2,4 x 2,4	28		88 EC 1W	
	1,8 x 3,0 x 2,4	28		610 EC 2W	
	2,4 x 3,0 x 2,4	28	810 EC 2W		
	3,0 x 3,0 x 2,4	28	1010 EC 2W		
	1,2 x 1,8 x 2,4	28	64 AIL		
	1,5 x 2,1 x 2,4	28	75 AIL		
	1,8 x 2,4 x 2,4	28	86 AIL		
	1,8 x 3,0 x 2,4	28	106 AIL		
	2,4 x 3,0 x 2,4	28	108 AIL		

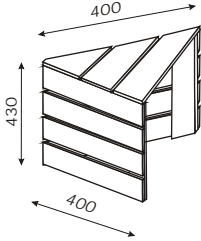
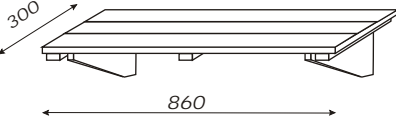
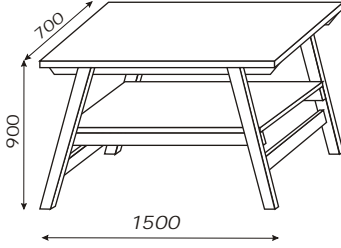
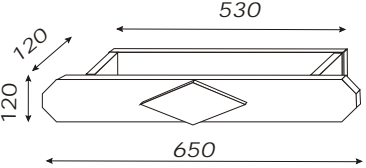
SPECIFICATION					
	SIZE	WALL LOG	DESCRIPTION	CODE	
	3,0 x 2,4 x 2,8	28		Z 108 JW3	
	4,2 x 3,0 x 2,8	28		Z 1410 JW4	
	3,0 x 2,4 x 2,4	28	Spruce, kiln dried 12-14 %.	108 MW	
	3,6 x 2,4 x 2,4	28		128 MW	
	4,2 x 2,4 x 2,4	28		148 MW	
	1,5 x 1,5 x 1,4	28	Roof- tongue and grooved boards 16 x 115 mm.	CPH	
				Floor - preassembled panels, T&G 28 x 115 on a frame. Opening and glazed windows. Not stained, all fixtures and ironmongery included.	
	1,8 x 2,4 x 2,0	19	Roof felt tiles, simple furniture, planters supplied as an extra	68CPH	
	1,5 x 3,0 x 2,5	19		510CPH	

SPECIFICATION					
	SIZE	WALL LOG	DESCRIPTION	CODE	
	4,1 x 5,7 x 2,8	50	Spruce, kiln dried 12-14 %. Interlocking logs 50 x 115 mm. Roof- tongue and grooved boards 16 x 115 mm. Floor - preassembled panels, T&G 28 x 115 on a frame 50 x 50 or 50 x 100 mm. Opening and glazed windows. Not stained, all fixtures and ironmongery included. Roof felt tiles, simple furniture, planters supplied as an extra	VA1	
	4,1 x 5,7 x 2,8	28		VA2	
	3,6 x 3,6 x 2,8	50		1212 HH	
	7,5 x 3,6 x 2,8	50		2412 HH	
	2,4 x 2,4 x 2,8	28		Z-88 JW2	
	3,3 x 2,4 x 2,4	28		LS68V	
	3,9 x 2,4 x 2,4	28		LS88V	
	3,3 x 3,0 x 2,4	28		LS610V	
	3,9 x 3,0 x 2,4	28		LS810V	
	4,5 x 3,0 x 2,4	28	LS1010V		

SPECIFICATION				
	SIZE	DESCRIPTION	CODE	
	2,7 x 2,7 x 2,8	Spruce, kiln dried 18-20 %.  Wall panels 16 x 115 mm T&G nailed on a frame. Roof panels -16 x 115 mm T&G nailed on a 38 x 38 or 38 x 50 mm (depending on size of the building) frame. Stained brown color, all fixtures and ironmongery included. Roof felt tiles, simple furniture can be ordered as an extra. Delivered in flat packs, ready for assembly.	99 GG	
	1,8 x 1,2 x 2,2		64 AR	
	2,1 x 1,5 x 2,2		75 AR	
	2,4 x 1,8 x 2,2		86 AR	
	3,0 x 1,8 x 2,2		106 AR	
	3,0 x 2,4 x 2,2		108 AR	
	3,6 x 2,4 x 2,2		128 AR	
	2,4 x 1,8 x 2,2		86 ARDD	
	3,0 x 2,4 x 2,2		108 ARDD	
	3,6 x 2,4 x 2,2		128 ARDD	
	4,2 x 2,4 x 2,2		148 ARDD	

SPECIFICATION

	SIZE	DESCRIPTION	CODE	
	800 x 300 x 350	Rack	F01	
	800 x 500	Tool rack	F02	
	740 x 500 x 520	Box	F03	
	800 x 300 x 420	Bench	F04	
	800 x 400 x 430	Chest	F05	

SPECIFICATION				
	SIZE	DESCRIPTION	CODE	
	400 x 400 x 430	Corner shelf	F06	
	860 x 300	Fold-down shelf	F07	
	1500 x 700 x 900	Joiners bench	F08	
	650 x 120 x 120	Flower box	F09	